

AMUNDI GLOBAL AGGREGATE BOND - A12HS

FACTSHEET

Marketing
Communication

31/01/2025

BOND ■

Key Information (Source: Amundi)

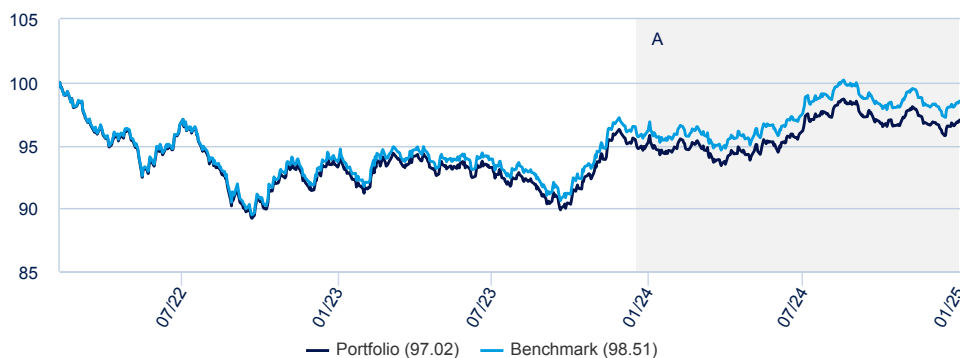
Net Asset Value (NAV) : **130.61 (SGD)**
NAV and AUM as of : **31/01/2025**
Assets Under Management (AUM) :
4,078.52 (million SGD)
Benchmark :
**100% BLOOMBERG GLOBAL AGGREGATE SGD
HEDGED INDEX**

Objective and Investment Policy

To track the performance of 100% BLOOMBERG GLOBAL AGGREGATE EUR HEDGED INDEX (the "Index"), and to minimize the tracking error between the net asset value of the sub-fund and the performance of the Index.

Returns (Source: Fund Admin)

Bid to Bid performance evolution (rebased to 100) from 09/03/2022 to 31/01/2025



A : Since this date, the reference index of the sub fund is Bloomberg Global Aggregate

Bid to Bid returns

	1 month	3 months	6 months	1 year	Since
Since	31/12/2024	31/10/2024	31/07/2024	31/01/2024	09/03/2022
Portfolio	0.22%	0.26%	0.62%	1.57%	-1.04%
Benchmark	0.25%	0.38%	0.68%	2.05%	-0.52%

Offer to Bid returns *

	1 month	3 months	6 months	1 year	Since
Since	31/12/2024	31/10/2024	31/07/2024	31/01/2024	09/03/2022
Portfolio	-4.09%	-4.06%	-3.71%	-2.80%	-5.30%
Benchmark	0.25%	0.38%	0.68%	2.05%	-0.52%

Annualised returns for periods exceeding 1 year (365 days basis).

Returns are computed on the assumption that all dividends and distributions are reinvested, taking into account all charges which would have been payable upon such reinvestment.

* Offer to Bid returns include an assumed sales charge of 4.5%, which may or may not be charged to investors.

Risk Indicator (Source : Fund Admin)



The risk indicator assumes you keep the product for 4 years. The summary risk indicator is a guide to the level of risk of this product compared to other products. It shows how likely it is that the product will lose money because of movement in the markets or because we are not able to pay you.

Risk indicators (Source: Fund Admin)

	1 year	3 years	5 years
Portfolio Volatility	3.85%	-	-
Benchmark volatility	3.88%	-	-
Ex-post Tracking Error	0.46%	-	-
Portfolio Sharpe Ratio	-0.45	-	-
Portfolio Information ratio	-1.01	-	-

* Volatility is a statistical indicator that measures an asset's variations around its average value. For example, market variations of +/- 1.5% per day correspond to a volatility of 25% per year. The higher the volatility, the higher the risk.

The Sharpe Ratio is a statistical indicator which measures the portfolio performance compared to a risk-free placement

Portfolio Indicators (Source: Fund Admin)

	Portfolio
Modified duration ¹	6.44
Average rating ²	A
Yield To Maturity	3.69%

¹ Modified duration (in points) estimates a bond portfolio's percentage price change for 1% change in yield

² Based on cash bonds and CDS but excludes other types of derivatives

Holdings : 9233

BOND ■



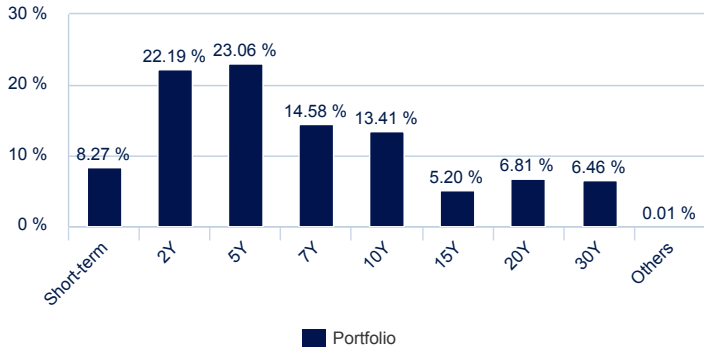
Stéphanie Pless
Head of Fixed Income Index
Management



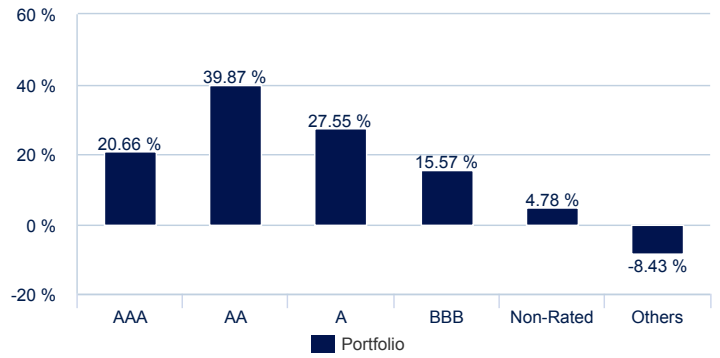
Olivier Chatelot
Lead Portfolio Manager

Portfolio Breakdown (Source: Amundi)

By maturity (Source: Amundi)

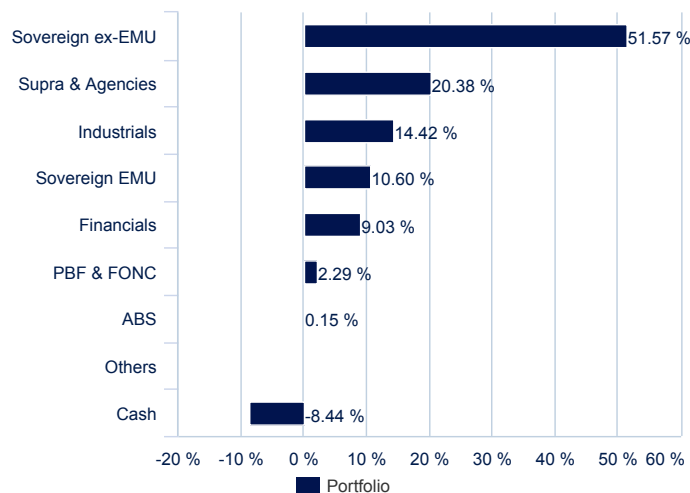


By rating (source : Amundi)

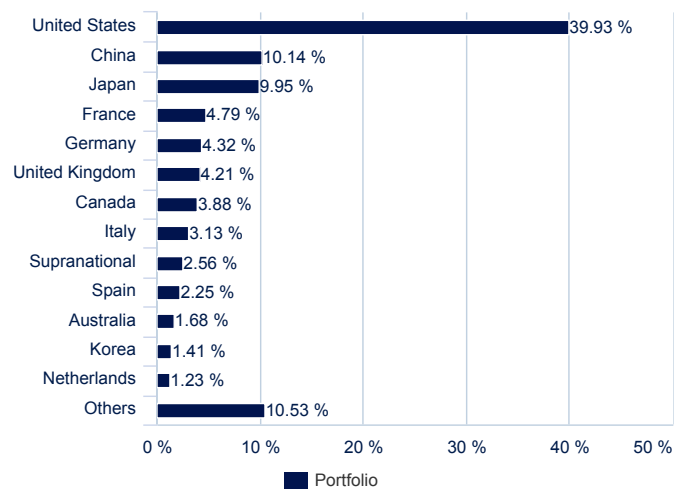


BOND ■

By issuer (Source: Amundi)



By country (source : Amundi)



Information (Source: Amundi)

Fund structure	SICAV
Applicable law	Luxembourg
Management Company	Amundi Luxembourg SA
Investment manager	Amundi Asset Management
Custodian	CACEIS Bank, Luxembourg Branch
Share-class inception date	08/03/2022
Share-class reference currency	SGD
Classification	Not applicable
Type of shares	Accumulation
ISIN code	LU2420246212
Bloomberg code	AMGA5HS LX
Minimum first subscription / subsequent	1 thousandth(s) of (a) share(s) / 1 thousandth(s) of (a) share(s)
Frequency of NAV calculation	Daily
Dealing times	Orders received each day D day before 14:00 CET
Maximum front-end load	4.50% *
Performance fees	No
Performance fees (%)	-
Exit charge (maximum)	0.00%
Management fees and other administrative or operating costs	0.10%
Transaction costs	0.06%
Conversion charge	1.00 %
Minimum recommended investment period	4 years
Benchmark index performance record	17/01/2024: 100.00% BLOOMBERG GLOBAL AGGREGATE SGD HEDGED INDEX 02/02/2022: 100.00% BLOOMBERG GLOBAL AGGREGATE (500 MM) SGD-HEDGED INDEX
UCITS compliant	UCITS
Current/Forward price	Forward pricing
Redemption Date	D+3
Subscription Value Date	D+3

*For subscriptions using Cash and SRS monies. The front-end load for subscriptions using CPF-OA** monies is currently 0%.

**The Fund is included under the CPF Investment Scheme – Ordinary Account and is classified under the Low to Medium Risk – Broadly Diversified category.

BOND ■

Important and Legal Information

This document contains information about AMUNDI GLOBAL AGGREGATE BOND (the "Fund"), a sub-fund of Amundi Index Solutions, an undertaking for collective investment in transferable securities existing under Part I of the Luxembourg law of 17 December 2010, organised as a "société anonyme" and qualifying as a société d'investissement à capital variable and registered with the Luxembourg Trade and Companies Register under number B206810 and having its registered office at 5, allée Scheffer, L-2520 Luxembourg. The management company of the Fund is Amundi Luxembourg S.A., 5, allée Scheffer, L-2520 Luxembourg and the Singapore Representative of the Fund is Amundi Singapore Limited (Registration No. 198900774E), 80 Raffles Place, UOB Plaza 1, #23-01, Singapore 048624 (Amundi Luxembourg S.A. and/or its affiliated companies, including without limitation Amundi Singapore Limited, being hereinafter referred to individually or jointly as "Amundi"). Amundi Singapore Limited is regulated by the Monetary Authority of Singapore.

This is a marketing communication. Investors should read the Singapore Prospectus and the Product Highlights Sheet before deciding to invest in the Fund. The share classes / classes of the Fund available for offer to the retail public in Singapore are set out in the Singapore Prospectus and the Product Highlights Sheet, which together with the latest annual and semi-annual reports (if any) may be obtained, free of charge, at the registered office of the Singapore Representative of the Fund or at www.amundi.com.sg or the Fund's authorised distributors.

The CPF interest rate for the Ordinary Account ("OA") is computed based on the 3-month average of major local banks' interest rates, subject to the legislated minimum interest of 2.5% per annum. The interest rate for OA is reviewed quarterly.

The CPF interest rate for Special ("SA") and Medisave Account is computed based on the 12-month average yield of 10-year Singapore Government Securities plus 1%, subject to the current floor interest rate of 4% per annum. The interest rate is reviewed quarterly.

To enhance the retirement savings of Singaporeans, the CPF Board pays extra interest on the first \$60,000 of your combined CPF balances (capped at \$20,000 for OA). You could receive up to 6% on a portion of your CPF balances (depending on your age). Please note that the first \$20,000 in your OA and the first \$40,000 in your SA need to be set aside prior to investing OA and SA monies. The applicable interest rates for each of the CPF accounts may be varied by the CPF Board from time to time.

This document is for information purposes only, is not a recommendation, financial analysis or advice, and does not constitute a solicitation, invitation or offer to purchase or sell the Fund in any jurisdiction where such offer, solicitation or invitation would be unlawful. This information is not for distribution and does not constitute an offer to sell or the solicitation of any offer to buy any securities or services in the United States or in any of its territories or possessions subject to its jurisdiction or for the benefit of any U.S. Person (as this term is defined in SEC Regulation S under the U.S. Securities Act of 1933 and in the Singapore Prospectus of the Fund). The Fund is not registered in the United States under the Investment Company Act of 1940 and shares / units of the Fund are not registered in the United States under the Securities Act of 1933. Accordingly, this document is for distribution or to be used solely in jurisdictions where it is permitted and to persons who may receive it without breaching applicable legal or regulatory requirements, or that would require the registration of Amundi or its affiliates in these countries.

Past performance and any forecasts made are not indicative of future performance of the Fund. Please note that distribution/dividends (if applicable) are not guaranteed unless otherwise stated in the dividend policy for the relevant share class / class contained in the Singapore Prospectus. Investors should review the relevant dividends disclosure report (if applicable) found on www.amundi.com.sg. Any opinion or view presented is subject to change without notice. The information on this document is intended for general circulation without taking into account the specific investment objectives, financial situation or particular needs of any particular investor. An investor may wish to seek advice from a financial adviser regarding the suitability of the Fund, taking into account the specific investment objectives, financial situation or particular needs of any person in receipt of the recommendation, before making a commitment to purchase shares / units in the Fund.

Where applicable and contemplated in the Singapore Prospectus, the Fund may invest in financial derivatives as part of its strategy, and a material portion of the returns may be generated from financial derivative strategies. In such scenarios, the Fund will be subject to risks associated with such investments as further detailed in the Singapore Prospectus. Additional risk factors are described in the Singapore Prospectus. Investments in the Fund are subject to investment risks, including the possible loss of the principal amount invested. Such activities may not be suitable for everyone. Value of the shares / units in the Fund and the income accruing to the shares / units, if any, may fall or rise. Any forecast, projection or target is indicative only and is not guaranteed in any way. Such information is solely indicative and may be subject to modification from time to time. References to specific securities are presented to illustrate the application of our investment philosophy only and are not to be considered recommendation by Amundi.

It is the responsibility of investors to read the legal documents in force in particular the current Singapore Prospectus of the Fund. Subscriptions in the Fund will only be accepted on the basis of their latest prospectus available in English and/or the Product Highlights Sheet. A summary of information about investors' rights and collective redress mechanisms can be found in English on the regulatory page at <https://about.amundi.com/Metanav-Footer/Footer/Quick-Links/Legal-documentation>.

Information on sustainability-related aspects (if applicable) can be found at <https://about.amundi.com/Metanav-Footer/Footer/Quick-Links/Legal-documentation>.

The information contained in this document is as at the date of publication of this document except where otherwise stated. The information contained in this document has been obtained from sources believed to be reliable but has not been independently verified, although Amundi and its affiliated companies believe it to be fair and not misleading. Total percentage may not add to 100% due to rounding. Amundi does not accept any liability whatsoever whether direct or indirect that may arise from the use of information contained in this document. Amundi and its associates, directors, connected parties and/or employees may from time to time have interests and or underwriting commitments in the investments mentioned in this document. Amundi does not guarantee that all risks associated to the transactions mentioned herein have been identified, nor does it provide advice as to whether you should enter into any such transaction. Amundi does not make any representation as to the merits, suitability, expected success, or profitability of any such transaction mentioned herein.

Pursuant to the new Guidelines on marketing communications under Regulation (EU) 2019/1156 of 20 June 2019 on cross-border distribution of funds issued by the European Securities and Markets Authority (ESMA), performance returns which are less than 12 months will not be reported for European domiciled funds.

This advertisement or publication has not been reviewed by the Monetary Authority of Singapore.

The information contained shall not be copied, reproduced, modified, translated or distributed without the prior written approval of Amundi.

BOND ■

Index Providers

BLOOMBERG® is a trademark and service mark of Bloomberg Finance L.P. BARCLAYS® is a trademark and service mark of Barclays Bank PLC, used under license. Bloomberg Finance L.P. and its affiliates, including Bloomberg Index Services Limited ("BISL") (collectively, "Bloomberg"), or Bloomberg's licensors own all proprietary rights in the "Bloomberg Barclays Global Aggregate (500 Million) IndexSM."

Neither Barclays Bank PLC, Barclays Capital Inc., nor any affiliate (collectively "Barclays") nor Bloomberg is the issuer or producer of AMUNDI INDEX BARCLAYS GLOBAL AGG 500M and neither Bloomberg nor Barclays has any responsibilities, obligations or duties to investors in AMUNDI INDEX BARCLAYS GLOBAL AGG 500M. The Bloomberg Barclays Global Aggregate (500 Million) Index is licensed for use by Amundi Asset Management as the Issuer of AMUNDI INDEX BARCLAYS GLOBAL AGG 500M. The only relationship of Bloomberg and Barclays with the Issuer in respect of Bloomberg Barclays Global Aggregate (500 Million) Index is the licensing of the Bloomberg Barclays Global Aggregate (500 Million) Index, which is determined, composed and calculated by BISL, or any successor thereto, without regard to the Issuer or the AMUNDI INDEX BARCLAYS GLOBAL AGG 500M or the owners of the AMUNDI INDEX BARCLAYS GLOBAL AGG 500M.

Additionally, Amundi Asset Manager of AMUNDI INDEX BARCLAYS GLOBAL AGG 500M may for itself execute transaction(s) with Barclays in or relating to the Bloomberg Barclays Global Aggregate (500 Million) Index in connection with AMUNDI INDEX BARCLAYS GLOBAL AGG 500M. Investors acquire AMUNDI INDEX BARCLAYS GLOBAL AGG 500M from Amundi Asset Manager and investors neither acquire any interest in Bloomberg Barclays Global Aggregate (500 Million) Index nor enter into any relationship of any kind whatsoever with Bloomberg or Barclays upon making an investment in AMUNDI INDEX BARCLAYS GLOBAL AGG 500M. The AMUNDI INDEX BARCLAYS GLOBAL AGG 500M are not sponsored, endorsed, sold or promoted by Bloomberg or Barclays. Neither Bloomberg nor Barclays makes any representation or warranty, express or implied, regarding the advisability of investing in the AMUNDI INDEX BARCLAYS GLOBAL AGG 500M or the advisability of investing in securities generally or the ability of the Bloomberg Barclays Global Aggregate (500 Million) Index to track corresponding or relative market performance. Neither Bloomberg nor Barclays has passed on the legality or suitability of the AMUNDI INDEX BARCLAYS GLOBAL AGG 500M with respect to any person or entity. Neither Bloomberg nor Barclays is responsible for or has participated in the determination of the timing of, prices at, or quantities of the AMUNDI INDEX BARCLAYS GLOBAL AGG 500M to be issued. Neither Bloomberg nor Barclays has any obligation to take the needs of the Issuer or the owners of the AMUNDI INDEX BARCLAYS GLOBAL AGG 500M or any other third party into consideration in determining, composing or calculating the Bloomberg Barclays Global Aggregate (500 Million) Index. Neither Bloomberg nor Barclays has any obligation or liability in connection with administration, marketing or trading of the AMUNDI INDEX BARCLAYS GLOBAL AGG 500M.

The licensing agreement between Bloomberg and Barclays is solely for the benefit of Bloomberg and Barclays and not for the benefit of the owners of the AMUNDI INDEX BARCLAYS GLOBAL AGG 500M, investors or other third parties. In addition, the licensing agreement between Amundi Asset Management and Bloomberg is solely for the benefit of Amundi Asset Management and Bloomberg and not for the benefit of the owners of the AMUNDI INDEX BARCLAYS GLOBAL AGG 500M, investors or other third parties.

Neither Bloomberg nor Barclays shall have any liability to the issuer, investors or other third parties for the quality, accuracy and/or completeness of the Bloomberg Barclays Global Aggregate (500 million) Index or any data included therein or for interruptions in the delivery of the Bloomberg Barclays Global Aggregate (500 million) Index. Neither Bloomberg nor Barclays makes any warranty, express or implied, as to results to be obtained by the issuer, the investors or any other person or entity from the use of the Bloomberg Barclays Global Aggregate (500 million) Index or any data included therein. Neither Bloomberg nor Barclays makes any express or implied warranties, and each hereby expressly disclaims all warranties of merchantability or fitness for a particular purpose or use with respect to the Bloomberg Barclays Global Aggregate (500 million) Index or any data included therein. Bloomberg reserves the right to change the methods of calculation or publication, or to cease the calculation or publication of the Bloomberg Barclays Global Aggregate (500 million) Index, and neither Bloomberg nor Barclays shall be liable for any miscalculation of or any incorrect, delayed or interrupted publication with respect to any of the Bloomberg Barclays Global Aggregate (500 million) Index. Neither Bloomberg nor Barclays shall be liable for any damages, including, without limitation, any special, indirect or consequential damages, or any lost profits, even if advised of the possibility of such, resulting from the use of the Bloomberg Barclays Global Aggregate (500 million) Index or any data included therein or with respect to the AMUNDI INDEX BARCLAYS GLOBAL AGG 500M.

None of the information supplied by Bloomberg or Barclays and used in this publication may be reproduced in any manner without the prior written permission of both Bloomberg and Barclays Capital, the investment banking division of Barclays Bank PLC. Barclays Bank PLC is registered in England number 1026167, registered office 1 Churchill Place London E14 5HP.